

SE5A - SE5M

SURFACE MOUNT HIGH EFFICIENT RECTIFIERS

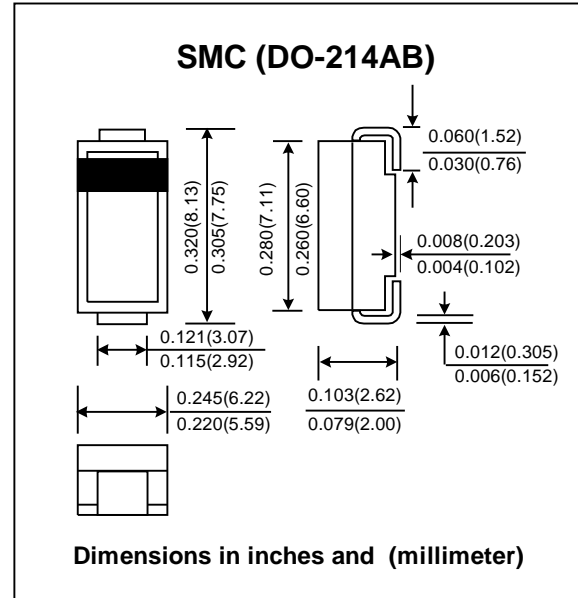
PRV : 50 - 1000 Volts
Io : 5.0 Amperes

FEATURES :

- * High current capability
- * High surge current capability
- * High reliability
- * Low reverse current
- * Low forward voltage drop
- * Fast switching for high efficiency
- * **Pb / RoHS Free**

MECHANICAL DATA :

- * Case : SMC Molded plastic
- * Epoxy : UL94V-O rate flame retardant
- * Lead : Lead Formed for Surface Mount
- * Polarity : Color band denotes cathode end
- * Mounting position : Any
- * Weight : 0.21 gram



MAXIMUM RATINGS AND ELECTRICAL CHARACTERISTICS

Rating at 25 °C ambient temperature unless otherwise specified.
Single phase, half wave, 60 Hz, resistive or inductive load.
For capacitive load, derate current by 20%.

RATING	SYMBOL	SE5A	SE5B	SE5D	SE5E	SE5G	SE5J	SE5K	SE5M	UNIT
Maximum Recurrent Peak Reverse Voltage	VRRM	50	100	200	300	400	600	800	1000	V
Maximum RMS Voltage	VRMS	35	70	140	210	280	420	560	700	V
Maximum DC Blocking Voltage	VDC	50	100	200	300	400	600	800	1000	V
Maximum Average Forward Current Ta = 55 °C	IF(AV)	5.0								A
Maximum Peak Forward Surge Current, 8.3ms Single half sine wave superimposed on rated load (JEDEC Method)	IFSM	200								A
Maximum Forward Voltage at IF = 5.0 A	VF	1.1				1.7				V
Maximum DC Reverse Current Ta = 25 °C at Rated DC Blocking Voltage Ta = 100 °C	IR	10								µA
	IR(H)	300								µA
Maximum Reverse Recovery Time (Note 1)	Trr	50				75				ns
Typical Junction Capacitance (Note 2)	CJ	50								pf
Junction Temperature Range	TJ	- 65 to + 150								°C
Storage Temperature Range	TSTG	- 65 to + 150								°C

Notes :

- (1) Reverse Recovery Test Conditions : IF = 0.5 A, IR = 1.0 A, Irr = 0.25 A.
- (2) Measured at 1.0 MHz and applied reverse voltage of 4.0 Vdc

RATING AND CHARACTERISTIC CURVES (SE5A - SE5M)

FIG.1 - REVERSE RECOVERY TIME CHARACTERISTIC AND TEST CIRCUIT DIAGRAM

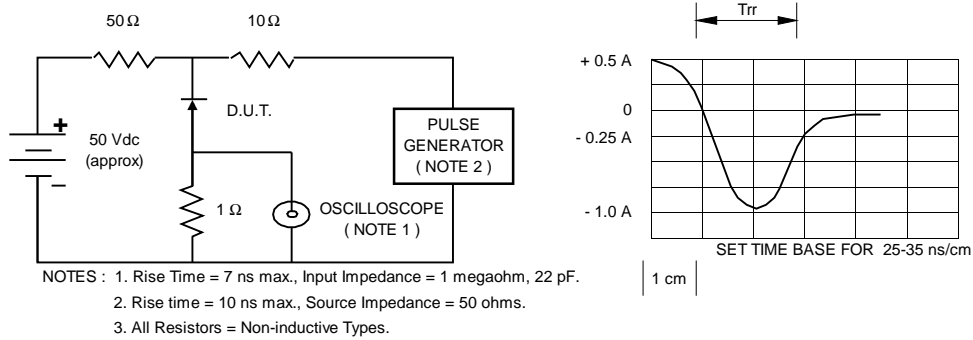


FIG.2 - DERATING CURVE FOR OUTPUT RECTIFIED CURRENT

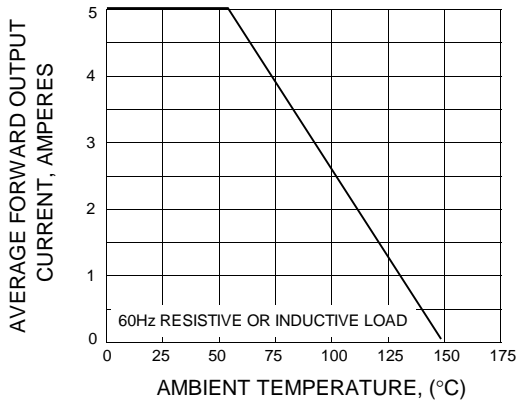


FIG.3 - MAXIMUM NON-REPETITIVE PEAK FORWARD SURGE CURRENT

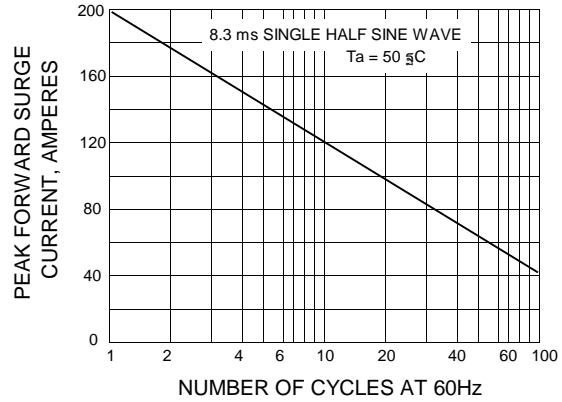


FIG.4 - TYPICAL FORWARD CHARACTERISTICS

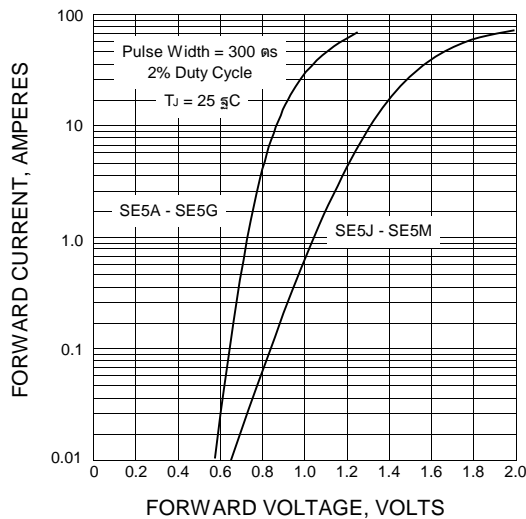


FIG.5 - TYPICAL REVERSE CHARACTERISTICS

