

# SN21 - SN25

## SURFACE MOUNT RECTIFIERS

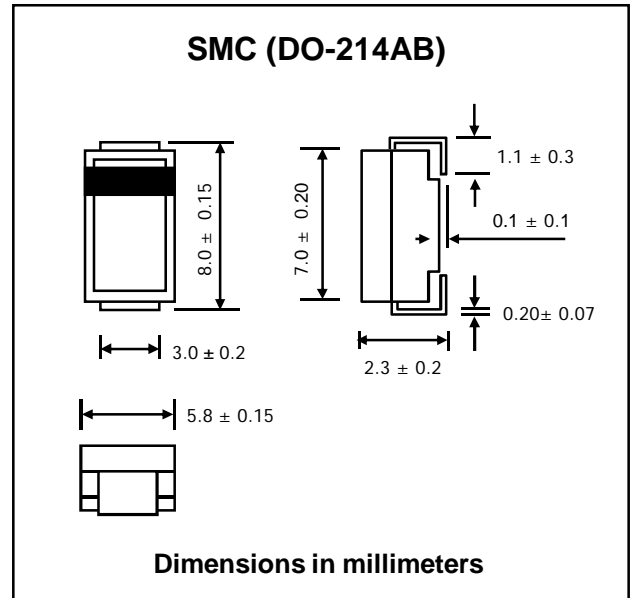
**PRV : 200 - 1300 Volts**  
**Io : 3.0 Amperes**

### FEATURES :

- \* High current capability
- \* High surge current capability
- \* High reliability
- \* Low reverse current
- \* Low forward voltage drop
- \* Pb / RoHS Free

### MECHANICAL DATA :

- \* Case : SMC Molded plastic
- \* Epoxy : UL94V-O rate flame retardant
- \* Lead : Lead Formed for Surface Mount
- \* Polarity : Color band denotes cathode end
- \* Mounting position : Any
- \* Weight : 0.21 gram



### MAXIMUM RATINGS AND ELECTRICAL CHARACTERISTICS

Rating at 25 °C ambient temperature unless otherwise specified.

Single phase, half wave, 60 Hz, resistive or inductive load.

For capacitive load, derate current by 20%.

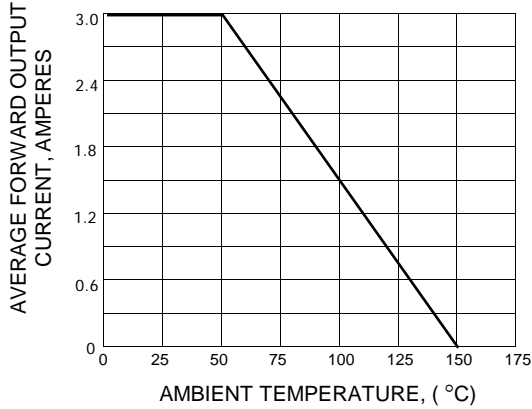
RATING	SYMBOL	SN21	SN22	SN23	SN24	SN25	UNIT
Maximum Repetitive Peak Reverse Voltage	$V_{RRM}$	200	400	600	800	1300	V
Maximum RMS Voltage	$V_{RMS}$	140	280	420	560	910	V
Maximum DC Blocking Voltage	$V_{DC}$	200	400	600	800	1300	V
Maximum Average Forward Current $T_a = 50\text{ }^\circ\text{C}$	$I_F$	3.0					A
Peak Forward Surge Current 8.3ms Single half sine wave Superimposed on rated load (JEDEC Method)	$I_{FSM}$	100					A
Maximum Forward Voltage at $I_F = 3.0$ Amps.	$V_F$	1.1					V
Maximum DC Reverse Current $T_a = 25\text{ }^\circ\text{C}$ at rated DC Blocking Voltage $T_a = 100\text{ }^\circ\text{C}$	$I_R$	20					$\mu\text{A}$
	$I_{R(H)}$	50					$\mu\text{A}$
Typical Junction Capacitance (Note1)	$C_J$	50					pF
Junction Temperature Range	$T_J$	- 65 to + 150					$^\circ\text{C}$
Storage Temperature Range	$T_{STG}$	- 65 to + 150					$^\circ\text{C}$

#### Note :

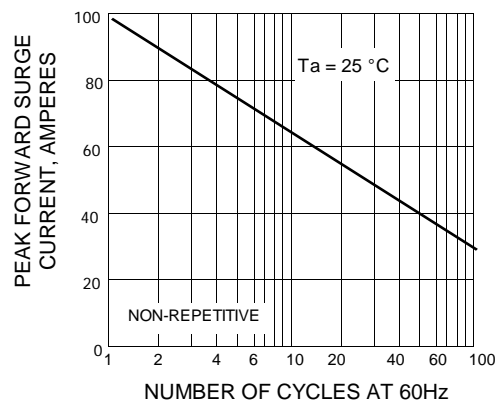
(1) Measured at 1.0 MHz and applied reverse voltage of 4.0Vdc

## RATING AND CHARACTERISTIC CURVES ( SN21 - SN25 )

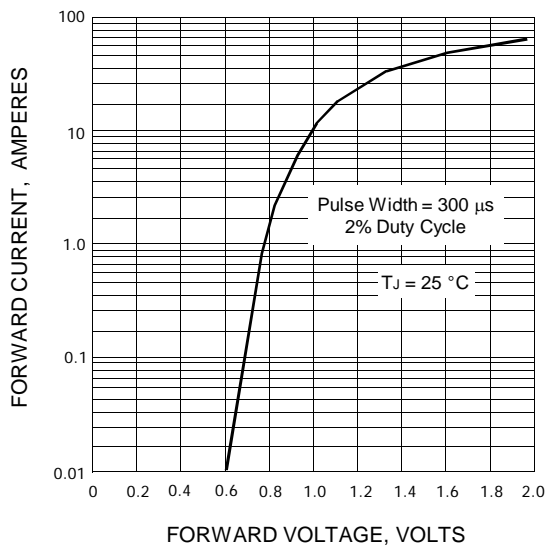
**FIG.1 - DERATING CURVE FOR OUTPUT RECTIFIED CURRENT**



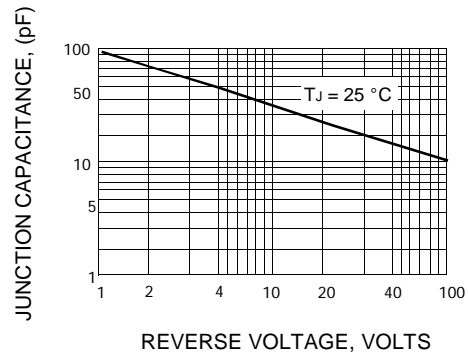
**FIG.2 - MAXIMUM NON-REPETITIVE PEAK FORWARD SURGE CURRENT**



**FIG.3 - TYPICAL FORWARD CHARACTERISTICS**



**FIG.4 - TYPICAL JUNCTION CAPACITANCE**



**FIG.5 - TYPICAL REVERSE CHARACTERISTICS**

